



Record Deer activity in DeerScan

Are Feral Deer causing problems in your local area?

Record information into DeerScan to help protect farmers and biodiversity.

DeerScan is a free community resource for monitoring, mapping and managing feral deer. People are using DeerScan to record feral deer activity and coordinate local control programs. It can be used by landholders, community groups, local government, pest controllers and biosecurity organisations. Please read the instructions below to use the website, map and Phone App. Please print this information as needed.

How to use the website – www.deerscan.org.au

The DeerScan website contains everything you need to know about using the resource, plus helpful guides. The following link contains instructions on how to use the website, including how to add a new record, view your own records, and how to view record from members in your local landholder group.

https://www.feralscan.org.au/deerscan/pagecontent.aspx?page=deer_howtousehewebsite

Website features

The screenshot shows the DeerScan website interface. At the top, there is a navigation menu with links for Home, About, Get involved, Species identification, Resources, Contact, and Start Mapping. On the right side of the header, there are icons for information and user profile, with a yellow arrow pointing to the text 'Login'. Below the navigation is a large image of deer with the text 'Record Deer activity in DeerScan'. To the right of this image is a map of Australia with a red location pin, and a yellow arrow points to the text 'Record data'. Below the map is a 'Record Deer' button, with a yellow arrow pointing to it. Underneath the map and button are 'Log In' and 'Register' buttons, with a yellow arrow pointing to the text 'Register'. Below these buttons, statistics are shown: 'Total Records 3,607' and 'Recent Records 1,587'. Further down, there are 'Download the app' buttons for the App Store and Google Play, with a yellow arrow pointing to the text 'Download App'. At the bottom, there is a 'Quick Links' section with links for 'Record deer activity', 'App guide', 'Deer identification guide', and 'Handy resources', with a yellow arrow pointing to the text 'Instructions'.

How to use the Mobile App

The FeralScan App is available to download free-of-charge from the AppStore and Google play store. It can be used by anyone to record information about feral deer anywhere, including areas without mobile reception. You can record sightings and evidence of feral deer, damage, and control actions. To find out how to use the App – please read:

https://www.feralscan.org.au/deerscan/pagecontent.aspx?page=deer_howtouseapp

Download the App



Refer to these simple instructions when using the App to record feral deer sightings, damage or control actions. These are available on the Website.

[How to record feral deer sightings or activity](#)

Recording feral deer information in 4 simple steps

1. Select deer


2. Select data type

3. Answer the questions

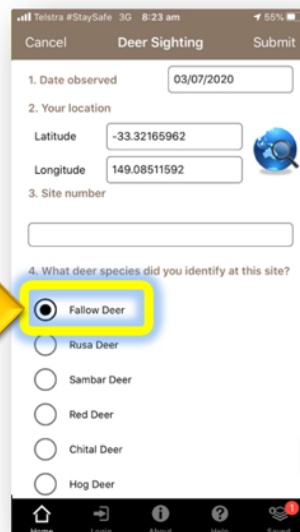
4. Submit report



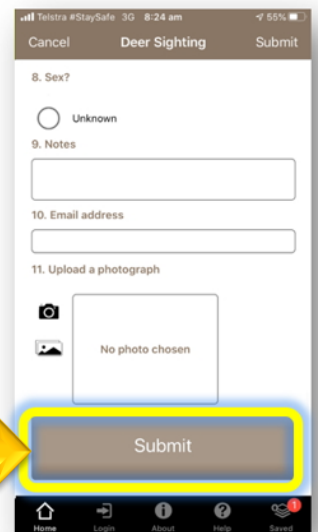
From the app home screen select the wild deer image.



Select either the 'Sightings' 'Damage' or 'Control' buttons to begin recording.



The date and location will automatically appear. Answer all relevant questions.



Upload a photo (optional) then select 'Submit'.

Helpful deer Id guides

https://www.feralscan.org.au/deerscan/pagecontent.aspx?page=deer_fallow


How to view data from your entire group

If you are part of a Private Group using FeralScan, you can view all the records from members of the Group on the map. Follow the steps below.



1. Open the website, and Login
2. Open the Map
3. Click on 'Select Data'
4. Select your group name, and 'View on Map'

Select Data



By submitter

- Public Data
- My Data
- My Group

Community Group

Your group name

Member

All members

Contact us for assistance



The FeralScan coordinators (Peter West and Emma Sawyers) are available to provide assistance and informal training sessions (online or face-to-face) to you and your local community.

Please contact the coordinators via feralscan@feralscan.org.au or phone 0407 622 191